

Fort Hayes Opus

Volume 5 Issue 7 March 2023 Yearlong

The mission of Fort Hayes is to create expectations of excellence within students through challenging and collaborative learning by blending the arts, academic and career programs.

Main Office

Located in Buildings
101 & CAATC/Health



Rehearsals for this year's musical "The Wiz!" are nearing completion

Always be Learning: 5 Strategies for Lifelong Learners

by: Maureen Pomeroy

Main Number (614) 365-6681

High School Office 7am – 3:30pm

<https://www.ccsch.us/FortHayesHS>

Office 380-977-5640

forhayeshs@columbus.k12.oh.us

Attendance 380-977-6024

attendance.fhsarts@columbus.k12.oh.us

School Counselors:

Gillman: class of '24 & class of '23 (N-Z)

380-997-6186

Palmer: class of '26 & class of '23 (F-M)

380-997-6187

Peterson: class of '25 & class of '23 (A-E)

380-997-6188

Career Center Office 7am–3:30pm

<https://www.ccsch.us/FortHayesCC>

Office 380-977-6050

fhcc@columbus.k12.oh.us

Attendance 380-977-6139

attendance.fhcc@columbus.k12.oh.us

School Counselors:

Kanowsky: Health and Performing Arts

380-977-6054

Matunas: Visual and Construction Arts

380-977-6052

Set Clear Goals:

- Decide which areas to choose to deepen your existing knowledge and where you want to learn something new.
- Align personal and professional interests with your company's mission and your department's goals. If you find metrics and data meaningful, start with the methods or tools currently in use at your company. If you have a passion for diversity and inclusion, review your organizational goals for improving your workplace and culture. If your company is targeted learning about the industry or a new language.
- Create accountability for achieving your goals. Make your learning goals SMART – specific, measurable, achievable, relevant and time-based. Many organizations make learning goals part of performance management – does yours?

Broaden your Learning Sources:

- Online: there are many benefits to online learning. You can do so via professional associations, universities, MOOCs, apps, and more. There is so much learning available 24/7, at different price points – all it takes is a bit of research to find what you are looking for!
- In your organization: does your organization have a learning management system (LMS) with online content? What type of mentoring programs are available? Schedule a virtual lunch with someone with expertise in your area of interest.

Continued on page 3

Career Center Highlight:
City of Columbus
Department of Building and Zoning
Services & Fort Hayes Career Center
Partnership



We are happy to announce our partnership with the Columbus Department of Building and Zoning Services.

This wonderful partnership will begin with a kickoff Tuesday, March 28, 2023 “BZS Day”. There students will meet Scott Messer, Director of Standards. Building inspectors will meet and work with students in each discipline/lab, discuss inspectors’ duties/roles in the department and at construction sites.

Beginning April 2023, twice a month, students from the Construction trades will spend a day at the Department of Building and Zoning Services with inspectors from their discipline and receive a tour. The tour will include visiting with plans, examiners, zoning, customer service area, code compliance, GIS/Map room and Code Enforcement.

BZS will also provide a mentorship program for students. This program will offer students and instructors direct access to certified plan reviewers and inspectors in all skilled trades. Mentors will visit the school for observation and provide valuable information to the students in conjunction with the instructor. These visits will help build relationships with students and provide them with personal contacts.

We are so excited for this partnership and opportunities for our students.

Watch a video about the partnership here:
<https://www.youtube.com/watch?v=JPbI3RMioZE>

School Calendar

Friday, March 24

End of Quarter 3

Saturday, March 25

Gifted and Talented Event

Tuesday, March 28

BZS Career Day

Nationwide Children’s Hospital Clinic
Opening Day

Wednesday, March 29

Records Day (no students)

Thursday, March 30

“The Wiz!” Opening Night
(Performing Arts Building) 7:00 pm

Friday, March 31

“The Wiz!”
(Performing Arts Building) 7:00 pm

Saturday, April 1

Saturday School 8:00 am

“The Wiz!”
(Performing Arts Building) 7:00 pm

Tuesday, April 4

Transition Fair
(Construction Arts Commons) 3:00 – 9:00 pm

Wednesday, April 5

Career Center Class Meetings

Thursday, April 6

Principal Show
(Performing Arts Building) 12:05 pm

30-minute early release to begin Spring Break
(through April 16)

“Always be Learning...” concluded

Broaden your Learning Sources continued:

- From your network: Who do you know with experience in this area? Reach out to that person and ask to chat. Be specific about what you want to learn, and how, as well as what you can share in return.
- Volunteer opportunities: volunteer organizations can be a great incubator for leaders to stretch into new areas, while providing service to the organization and the community they serve.

Develop a Learning Mindset:

- Look for learning opportunities as you work with new projects, individuals, or teams. One interesting benefit of working alongside others is observing their methods and approaches to achieving success, then adapting their tactics to your situation.
- Review your motivation for learning. What inspires you to continue learning.

Reflect:

- What have you learned so far? How have you applied your learning to your work? What's next?
- Understand how you like to learn. Is it by reading, watching videos, trying new things, or talking with experts? Are you more hands-on or do you prefer to learn by reading? Look for more opportunities to learn that are aligned with your preferred learning style.
- Create a learning journal. Here, you can list the learning goals you've completed, as well as future-oriented goals and opportunities for continued growth.

Share what you've learned:

- Find or create your community. Whether it's joining LinkedIn or other online groups, following and engaging in blogs, or building a network of your, it's time to start or get involved in the conversation.
- Collaborate with others in your area of interest on a joint project. How can you put your areas of expertise together to help others?
- Teach someone else what you've learned. It's time to put your mentor hat on and help others avoid mistakes you've made or take advantage of resources and opportunities you've missed out on. Talk to your network to see where your guidance is needed.
- Write a blog post to share with others.

With these strategies, you will be continuously learning, developing, and growing. The more you focus on how you can grow both personally and professionally, the more ready you will become to take on a new challenges.

Columbus Landmarks Building Arts Studio at Fort Hayes Metropolitan Education Center

Working with students enrolled in Fort Hayes' Construction Management Program, the Building Arts Studio brings hands-on preservation education and training to the curriculum, preparing students for careers in the high-demand historic building trades. The classes take place in the c1890s gatehouse located at the main entrance of the Fort Hayes campus on Jack Gibbs Boulevard. Students will make headway on the restoration and rehabilitation of this visible, campus gateway that has been vacant for decades.




<https://columbuslandmarks.org/building-arts-studio-at-ft-hayes/?eType=EmailBlastContent&eld=44444444-4444->

Columbus City Schools 2022-2023 School Calendar

Dates to Remember

5-Sep	Labor Day (schools closed)
21-Oct	Professional Development Day (no students)
25-Oct	End of Q1
26-Oct	Records Day (no students)
8-Nov	Professional Development Day (no students)
Nov 21-25	Wellness Week/Thanksgiving Recess (schools closed)
23-Nov	Parent Teacher Conf. Comp Day (no students)
20-Dec	30 Min Early Release (Holiday)
Dec 21-Jan 3	Winter Break (no students)
13-Jan	End of Q2
16-Jan	Martin Luther King, Jr. Day (schools closed)
17-Jan	Professional Development Day (no students)
18-Jan	Records Day (no students)
1-Feb	Professional Development Day (no students)
17-Feb	Professional Development Day (no students)
20-Feb	Parent Teacher Conf. Comp Day (no students)
8-Mar	Professional Development Day (no students)
24-Mar	End of Q3
29-Mar	Records Day (no students)
6-Apr	30 Min Early Release (Holiday)
Apr 7-14	Spring Break
29-May	Memorial Day (schools closed)
1-Jun	Last Day for Students

WE ARE
HERE - ish



BE EXCELLENT.
BE THE EXCEPTION.
BE FORT HAYES.

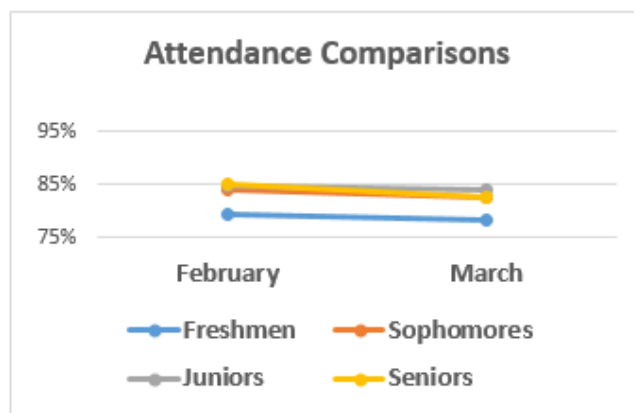
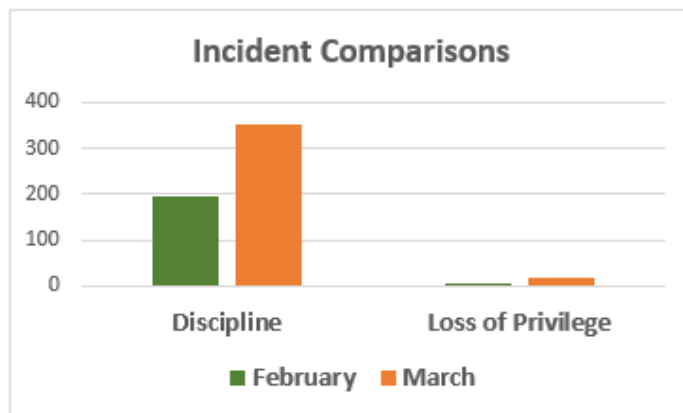
Focused Hardworking
Organized Artistic
Resourceful Yearlong
Teachable Engaged
Scholarly

WE WORK HERE!



Parent Page

PBIS Trending Data



News you Need to Know:

Your **Parent Portal** account allows you to access the following information on your student(s) teacher contacts, grades and course schedules, daily attendance, missed assignments, fees and how to pay them, paperless applications (for school choice, summer school and career tech). Please, update and verify your:

Contact Email & Contact Phone number

The link to the Parent Portal is: <https://www.ccsch.us/ParentPortal.aspx>

Forgot Your Password? Email: parentportalaccess@columbus.k12.oh.us

Please encourage your student to bring a **reusable water bottle** to school with them. Bottled water will no longer be provided, however water fountains and bottle refill stations are available in every building.

TRANSPORTATION

Bus Routes Changed After Winter Break – All bus routes were updated effective January 3 at the return from Winter Break. This was a necessary step to best serve students and families and to address the transportation crisis the district has been experiencing since the start of the school year. More information can be found here: <https://www.ccsch.us/transportation>

STUDENT TECHNOLOGY INFORMATION

Please contact the CCS Help Desk if the student or parent has any General Access Questions, Log in issues or Account Questions.

Columbus City Schools Helpdesk: 614-365-8425

Please remind your students that they are supposed to bring their Chromebooks to school (fully charged) to use in their classes throughout the day.

Troubleshooting:

If your Chromebook will not power on:

plug it in for at least 5 minutes with a charger that works.

If it still doesn't power on:

Hold down the POWER, ESC and REFRESH (circle arrow) buttons for 5 seconds

This will bring you to a strange looking screen → hold the CTRL and (the letter) D button for 5 seconds

Press the ENTER button when prompted